




# TAREAS Módulo 3

Curso 2023-24  
2º parcial del 2º cuatrimestre

Fecha máxima de entrega: 29 de mayo  
Fecha examen: **3 de JUNIO** (19:00 a 22:00 h) *Las tareas se entregarán, preferentemente, al profesor de cada materia.*



<b>Nombre y Apellidos</b>	
<b>DNI</b>	
<b>Teléfono</b>	
<b>Email</b>	
<b>Localidad residencia</b>	

 <p>CEPA "Miguel de Cervantes" Vva de los Infantes</p>	<p><b>TAREAS ESPAD</b> <b>Inglés</b> <b>Módulo 3</b> <b>PARTE 2 TEMA 3</b> <b>"Get well!"</b></p>	<p><b>Curso 2023-24</b> <b>2º CUATRIMESTRE</b></p>
<p><b>Examen 2º parcial: 3 de junio</b></p>		
<p><b>Nombre y apellidos:</b></p>		

<p><b>ATENCIÓN:</b></p>	<p><b>SABERES MÍNIMOS:</b></p>
<p>1.- Los ejercicios deben completarse en la misma hoja de tareas, a mano y a bolígrafo azul. 2.- Puede usarse corrector. 3.- Sería conveniente quedarse con una copia de las tareas para usarlas para estudiar para el examen.</p>	<p>- Expresar la obligación y la no obligación. - Distinguir la forma afirmativa, negativa e interrogativa de "have to" - Conocer el vocabulario relacionado con las enfermedades. - Saber preguntar por la salud de alguien.</p>

**1. Complete the following sentences with HAVE/HAS TO or DON'T/DOESN'T HAVE TO:**

- a) Lorenz and Susan live in a really old house, they \_\_\_\_\_ (buy) a new one.
- b) A: Do you really \_\_\_\_\_ (speak) so fast? I \_\_\_\_\_ (write down) every single word!  
B: No, you \_\_\_\_\_ (write down) every word I say, just the most important ideas!
- c) A: Oh, look at the time. I \_\_\_\_\_ (run) or a I'll loose the train!  
B: You \_\_\_\_\_ (run), the train is going to be delayed.
- d) She has a wonderful hair but she \_\_\_\_\_ (wash) it every day.
- e) We can share a taxi if you want to. You \_\_\_\_\_ (walk) home.
- f) Do we \_\_\_\_\_ (go) now or can we wait for my sister?
- g) He's a millionaire. He \_\_\_\_\_ (work) but he does because he enjoys it.
- h) Anne \_\_\_\_\_ (see) a doctor because she isn't feeling well.
- i) My wife \_\_\_\_\_ (go) to work today. It's a holiday.

**2. Translate from Spanish to English using "have to" or "don't have to":**

- 1. Tengo que ir al supermercado antes de que cierre.

\_\_\_\_\_

- 2. No tienes que preocuparte, todo saldrá bien.

\_\_\_\_\_

- 3. Ellos tienen que estudiar para el examen de mañana.

\_\_\_\_\_

4. No tenemos que pagar la entrada para entrar al museo.

---

5. ¿Tienes que llevar tu pasaporte cuando viajas al extranjero?

---

6. Mi hermano no tiene que trabajar los fines de semana.

---

7. Los niños tienen que hacer sus tareas antes de jugar.

---

8. No tienes que cocinar esta noche, podemos pedir comida.

---

9. ¿Tienen que llevar uniforme en esa escuela?

---

10. Ella tiene que tomar medicamentos todos los días.

---

### 3. Read the text and answer the questions:

#### "Understanding Illness: What You Need to Know"

Illnesses are conditions that affect our bodies, making us feel unwell. They can be caused by viruses, bacteria, or other factors. Understanding illness is important so that we can take care of ourselves and stay healthy.

#### **What Is Illness?**

Illness is when something goes wrong with our bodies, causing us to feel sick. Sometimes, illness is caused by tiny organisms called germs. These germs can make us sick if they get into our bodies. Other times, illness can happen because our bodies aren't working properly.

#### **Common Types of Illnesses:**

1. **Colds and Flu:** These are caused by viruses. They can make us feel tired, achy, and give us a runny nose or sore throat.
2. **Stomach Bugs:** These are often caused by bacteria or viruses. They can give us stomach pain, diarrhea, and make us vomit.
3. **Allergies:** Allergies happen when our bodies react to things like pollen, dust, or certain foods. They can make us sneeze, itch, or have trouble breathing.
4. **Infections:** Infections happen when germs get into our bodies and cause problems. They can affect different parts of our bodies, like our skin, throat, or ears.


#### **How to Stay Healthy:**

1. **Wash Your Hands:** Washing your hands with soap and water helps get rid of germs that can make you sick.
2. **Cover Your Mouth:** When you cough or sneeze, cover your mouth with a tissue or your elbow. This helps stop germs from spreading to other people.
3. **Eat Healthy Foods:** Eating fruits, vegetables, and whole grains helps keep your body strong and ready to fight off illness.

4. **Get Plenty of Sleep:** Your body needs sleep to stay healthy. Try to get 8-10 hours of sleep each night.
5. **Exercise:** Being active helps keep your body strong and healthy. Try to get at least 60 minutes of exercise each day.

**Questions:**

1. What is illness?
  - A) Something that makes us feel happy
  - B) Something that affects our bodies and makes us feel sick
  - C) Something that only happens to adults
  - D) Something that happens when we eat too much candy
2. What can cause stomach bugs?
  - A) Eating too many vegetables
  - B) Not washing your hands
  - C) Drinking too much water
  - D) Taking a nap
3. How can you prevent the spread of germs?
  - A) Washing your hands
  - B) Eating lots of candy
  - C) Playing outside all day
  - D) Sleeping with a teddy bear
4. What helps keep your body strong and ready to fight off illness?
  - A) Eating healthy foods
  - B) Watching TV all day
  - C) Playing video games
  - D) Drinking soda
5. Why is sleep important for staying healthy?
  - A) Because it's fun
  - B) Because it helps your body grow
  - C) Because it makes you feel tired
  - D) Because it helps your body stay strong and fight off illness

 <b>CEPA “Miguel de Cervantes”</b> <b>Vva de los Infantes</b>	<b>TAREAS ESPAD</b> <b>Inglés</b> <b>Módulo 3</b> <b>PARTE 3 TEMA 1</b> <b>“Let’s celebrate”</b>	<b>Curso 2023-24</b> <b>2º CUATRIMESTRE</b>
<b>Examen 2º parcial: 3 de junio</b>		
<b>Nombre y apellidos:</b>		

<b><u>ATENCIÓN:</u></b> <b>1.- Los ejercicios deben completarse en la misma hoja de tareas, a mano y a bolígrafo azul.</b> <b>2.- Puede usarse corrector.</b> <b>3.- Sería conveniente quedarse con una copia de las tareas para usarlas para estudiar para el examen.</b>	<b><u>SABERES MÍNIMOS:</u></b> - Expresar futuro impreciso o inmediato de forma correcta. - Expresar planes futuros y predicciones basadas en evidencia de forma correcta. - Distinguir entre ambos tipos de futuro. - Conocer el vocabulario sobre festividades y celebraciones. - Saber expresar de la forma correcta los planes de futuro.
---	--

**1. Use these words to write sentences. Use the present continuous.**

- a. I – not – go out – tonight. *I'm not going out tonight.*
- b. I – meet – my friends – this evening. \_\_\_\_\_
- c. Tom – not – come – to the party on Thursday. \_\_\_\_\_
- d. My sister – get married – next December. \_\_\_\_\_
- e. I – not – go to London – tomorrow. \_\_\_\_\_
- f. I – stay at home – tonight. \_\_\_\_\_
- g. I – go to the theatre – on Monday. \_\_\_\_\_
- h. George – go to the dentist – on Friday. \_\_\_\_\_
- i. Alice – go on holiday – to Mexico. \_\_\_\_\_
- j. Bob – play football – on Saturday. \_\_\_\_\_

**2. Fill the gaps with the verbs in brackets using either the present simple or present continuous.**

- 1 The train ..... at 9 at night. (arrive)
- 2 Giovanni .....to spend the weekend with us. (come)
- 3 What time ..... you .....to the doctor's on Wednesday? (go)
- 4 What time ..... the film.....? (start)
- 5 ..... the concert.....at 7 or 8? (begin)
- 6 We.....a dinner party on Friday and you're invited. (have)
- 7 Most shops in Spain.....until 10 am. (open)
- 8 What time ..... the corner shop.....? (shut)
- 9 Where ..... you.....in Bangkok? (stay)
- 10 My tai chi classes.....next week. (start)



# FESTIVALS AROUND THE YEAR

Match the festivals to the pictures. Then read the definitions about some of them and write the name of the festival on the line.



- 1 Mardi Gras
- 2 Christmas
- 3 Halloween
- 4 Columbus Day
- 5 St Patrick's Day
- 6 Independence Day
- 7 Mother's Day
- 8 Thanksgiving
- 9 Easter
- 10 New Year's Day
- 11 April Fool's Day
- 12 New Year's Eve
- 13 Valentine's Day
- 14 Father's Day
- 15 Groundhog Day
- 16 May Day



People celebrate the arrival of spring by outdoor events on the first day of May:  
\_\_\_\_\_

The official US holiday that celebrates the 'nation's birth' with fireworks, outdoor meals, flags and speeches: \_\_\_\_\_

A popular carnival in the USA held in New Orleans during the week before the first day of Lent: \_\_\_\_\_

The tradition, giving cards and presents to fathers, began in America in the 20<sup>th</sup> century: \_\_\_\_\_

The day of love and romance in February, when people give cards, letters, flowers or small presents to each other: \_\_\_\_\_


The first day of the new year when people often make resolutions: \_\_\_\_\_

The national holiday in Ireland, when people celebrate the national saint of the country traditionally wearing a shamrock: \_\_\_\_\_

A special day in February, when a small animal comes out of its hole after its winter sleep and sees its own shadow, goes back down its hole, there will be six more weeks of winter: \_\_\_\_\_


A night in the end of October, when people once believed that ghosts could be seen. Now, it is the time to have parties and play 'trick or treat': \_\_\_\_\_

One of the most important holiday for many Americans by remembering the early days of Pilgrims in America with a traditional dinner: \_\_\_\_\_

 <b>CEPA “Miguel de Cervantes”</b> <b>Vva de los Infantes</b>	<b>TAREAS ESPAD</b> <b>Inglés</b> <b>Módulo 3</b> <b>PARTE 3 TEMA 2</b> <b>“On board”</b>	<b>Curso 2023-24</b> <b>2º CUATRIMESTRE</b>
<b>Examen 2º parcial: 3 de junio</b>		
<b>Nombre y apellidos:</b>		

<b><u>ATENCIÓN:</u></b> <b>1.- Los ejercicios deben completarse en la misma hoja de tareas, a mano y a bolígrafo azul.</b> <b>2.- Puede usarse corrector.</b> <b>3.- Sería conveniente quedarse con una copia de las tareas para usarlas para estudiar para el examen.</b>	<b><u>SABERES MÍNIMOS:</u></b> - Expresar futuro impreciso o inmediato de forma correcta. - Expresar planes futuros, intenciones y predicciones basadas en evidencias de forma correcta. - Conocer el vocabulario de accesorios de viajes y vacaciones.
---	--

1. The weekend starts tomorrow and Sam is going to be very busy. Write sentences using the picture prompts and ‘be going to’.



1. He is going to get up at six o'clock.

2. \_\_\_\_\_

3. \_\_\_\_\_

4. \_\_\_\_\_

5. \_\_\_\_\_

6. \_\_\_\_\_
7. \_\_\_\_\_
8. \_\_\_\_\_
9. \_\_\_\_\_
10. \_\_\_\_\_

**2. Fill in the blanks below with the correct form of “be going to” to complete the sentences.**

1. I am going to meet my friends after class. Would you like to join us?
2. A: \_\_\_\_\_ your brother \_\_\_\_\_ travel next week? B: Yes, he \_\_\_\_\_.
3. Alex \_\_\_\_\_ go to work today because he is sick.
4. Bob and Cathy \_\_\_\_\_ see a movie tonight. It starts at seven o'clock.
5. A: \_\_\_\_\_ you \_\_\_\_\_ do your homework? B: Yes, I \_\_\_\_\_.
6. We're too busy, so we \_\_\_\_\_ have lunch.
7. A: \_\_\_\_\_ you \_\_\_\_\_ watch TV tonight B: No, I \_\_\_\_\_.
8. Where \_\_\_\_\_ they \_\_\_\_\_ stay when they visit Paris?
9. My classmates and I \_\_\_\_\_ have a test next Monday. We have to study!
10. What \_\_\_\_\_ you \_\_\_\_\_ buy for your sister's birthday present?
11. We \_\_\_\_\_ go to the beach today because the weather is bad.
12. I'm tired, so I \_\_\_\_\_ take a short nap.
13. My cousin doesn't like her boss. She \_\_\_\_\_ look for a new job.
14. It's almost three o'clock. \_\_\_\_\_ we \_\_\_\_\_ leave for the airport soon?
15. Look at those dark clouds! I think it \_\_\_\_\_ rain soon.

**3. Read the article below and then answer the questions.**

**My Holiday in Vancouver**

My summer holidays are often a little boring, but my summer holiday last year was great – my family and I got onto an airplane and flew to Vancouver! It was our first time to visit Canada. We got up very early almost every day and did lots of really fun and interesting things. On our first day, we visited Stanley Park and the Vancouver Art Gallery. Later in the week, we visited some museums and then got on a special boat to watch whales. It was fantastic! I took lots of photos.



Of course, we also visited our cousins who live in Vancouver. One evening, they had a barbeque and we ate at their home. After we finished our food, we invited them to come to our home one day. Unfortunately, we didn't swim in the ocean because the water was too cold, but we did do many other fun things. Finally, after two weeks, before we left Vancouver, my family and I went shopping and bought lots of souvenirs to help us remember our time in Canada. Maybe we can travel again during my next summer holiday. Maybe we can make plans to visit Japan or Brazil!

**1. What is the article about?**

- (a) Vancouver
- (b) A person's holiday
- (c) Things to do in Canada

**2. Who did the person travel with?**

- (a) his friends
- (b) his cousins
- (c) his family

**3. On his first day in Vancouver, he visited a park and some museums.**

- (a) TRUE
- (b) FALSE
- (c) It doesn't say.

**4. What did he probably take with him on a boat?**

- (a) a camera
- (b) a sandwich to eat
- (c) a book

**5. What does the word 'their' refer to?**

- (a) food
- (b) the barbeque
- (c) his cousins

**6. How does he describe the barbeque?**


- (a) It was cold.
- (b) It was delicious.
- (c) He doesn't say.

**7. Which of these things is most probably a 'souvenir'?**

- (a) fruits and vegetables
- (b) a T-shirt with the word 'Vancouver' on it
- (c) a special boat to watch whales

**8. He wants to go to another country next year.**

- (a) TRUE
- (b) FALSE
- (c) He doesn't say.

 <b>CEPA “Miguel de Cervantes”</b> <b>Vva de los Infantes</b>	<b>TAREAS ESPAD</b> <b>Inglés</b> <b>Módulo 3</b> <b>PARTE 3 TEMA 3</b> <b>“Be green”</b>	<b>Curso 2023-24</b> <b>2º CUATRIMESTRE</b>
--	---	--

**Examen 2º parcial: 3 de junio**

**Nombre y apellidos:**

<b><u>ATENCIÓN:</u></b>	<b><u>SABERES MÍNIMOS:</u></b>
<b>1.- Los ejercicios deben completarse en la misma hoja de tareas, a mano y a bolígrafo azul.</b> <b>2.- Puede usarse corrector.</b> <b>3.- Sería conveniente quedarse con una copia de las tareas para usarlas para estudiar para el examen.</b>	- Expresar futuro inmediato de forma correcta. - Expresar decisiones inmediatas en el momento de hablar. - Expresar opiniones, promesas, deseos. - Conocer las expresiones de tiempo para el futuro. - Conocer el vocabulario relacionado con el medio ambiente y la contaminación.

**1. Fill in the blanks below with the correct form of “will” to complete the sentences.**

1. The movie will start soon. Let's find a seat and sit down.
2. A: \_\_\_\_\_ your friend be at the party? B: Yes, she \_\_\_\_\_.
3. Hello. Mr. Smith? This is Peter. I \_\_\_\_\_ be at work today because I'm sick.
4. Those bags look heavy. Let me help. I \_\_\_\_\_ carry the big one for you.
5. My brother \_\_\_\_\_ speak to me because he's very angry!
6. What time \_\_\_\_\_ the sun rise tomorrow morning?
7. A: \_\_\_\_\_ you be twenty years old next month? B: No, I \_\_\_\_\_.
8. Flight CX793 \_\_\_\_\_ depart from Gate 12 in ten minutes.
9. Do you think people \_\_\_\_\_ live on the moon in your lifetime?
10. Yes, maybe I \_\_\_\_\_ bake some cookies tomorrow.
11. A: Are you ready to order, sir? B: Yes, thank you. I \_\_\_\_\_ have a hamburger.
12. It \_\_\_\_\_ be midnight in a few minutes. It's time to go to bed!
13. When do you think we \_\_\_\_\_ have our next test?
14. Maybe it \_\_\_\_\_ rain tomorrow, and maybe it \_\_\_\_\_.

**2. Complete the sentences with the correct form of will or be going to and the verbs in brackets.**

- 1.- When we get home, we \_\_\_\_\_ (have) dinner.
- 2.- I know they \_\_\_\_\_ (feel) very happy if they win the match.
- 3.- They've already decided on their next summer holiday. They \_\_\_\_\_ (do) a tour of Norway.
- 4.- She thinks that the Take That concert \_\_\_\_\_ (be) really exciting.

- 5.- "What are your plans for this evening?" I \_\_\_\_\_ (meet) my friends and then go to a birthday party.
- 6.- If you revise for the exam, I'm sure you \_\_\_\_\_ (get) a good result.
- 7.- The weather forecast is good for the next few days. It \_\_\_\_\_ (be) very sunny.
- 8.- I can't come on the march tomorrow. I \_\_\_\_\_ (look after) my cousins.
- 9.- In the future, I think humans \_\_\_\_\_ (wipe out) many different species.
- 10.- He is buying some butter and eggs because he \_\_\_\_\_ (make) a cake later.

**3. Complete the 15 sentences with the words on the box.**

climate change	deforestation	disposable	environmentalist	extinct	fossil fuel
garbage	habitat	plastic	pollution	protect	protest
sea level	wildlife				recycle

- You can \_\_\_\_\_ old newspapers. You can use them again to make new paper.
- \_\_\_\_\_ is something you throw away.
- Many things are made from \_\_\_\_\_; for example, toys, bags, and water bottles.
- Coal and oil are \_\_\_\_\_s.
- Air \_\_\_\_\_ can make it difficult to breathe.
- I want to \_\_\_\_\_ the environment. I want to keep it safe.
- \_\_\_\_\_ happens when too many trees are cut down.
- A rise in \_\_\_\_\_ happens when lots of ice melts because of warmer temperatures.
- \_\_\_\_\_s want to protect the environment.
- Deforestation will cause many animals to lose their \_\_\_\_\_s, the places where they live.
- There are many kinds of \_\_\_\_\_ that live in the Amazon Forest.
- When a kind of animal loses its habitat because of deforestation, it may become \_\_\_\_\_.
- Air pollution causes \_\_\_\_\_ which can result in global warming and stronger storms.
- This plastic drinking straw is \_\_\_\_\_. I will use it once and then throw it away.
- When you disagree with an organization or a government, you might want to \_\_\_\_\_.